

AIRFLOW INDICATOR



DIGITAL AIRFLOW INDICATOR AND PROGRAMMABLE ALARM SYSTEM

DYNALEC PART: 62413-100

INTRODUCTION:

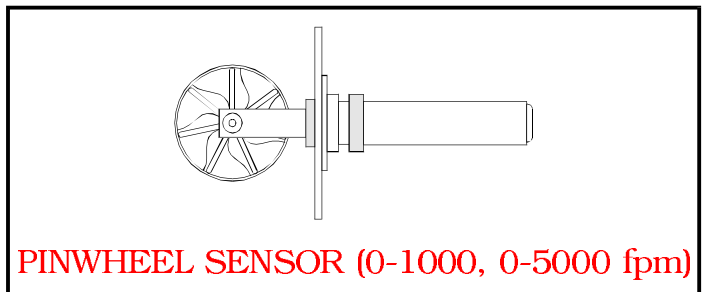
- This microprocessor based monitoring system precisely monitors the airflow in air, ventilation and exhaust ducts. The unit provides, local and remote, audible and visual alarms for loss of power, low airflow and for sensor failure.
- User friendly pushbutton interface and digital display allows operation parameters to be changed in the field to suit specific installation requirements.
- Internal location of Program switch, Power switch, and fuses provides system integrity and prevents accidental program modification.



CONTROL AND INDICATOR PANEL

FEATURES:

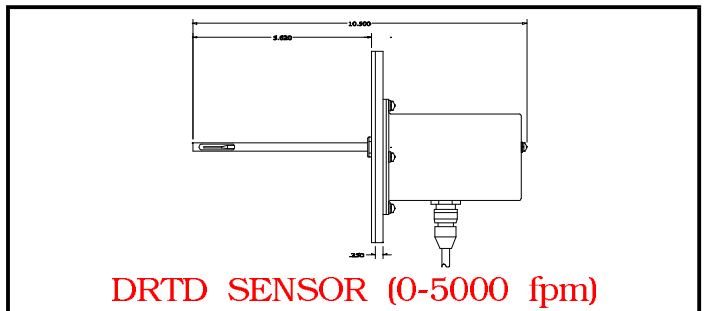
- Microprocessor controlled unit.
- All factory default values are field changable via user interface.
- Audible and Visual alarm indications.
- Airflow or exhaust monitoring for 0-1000 or 0-5000 fpm
- Remote sensor locations, up to 500 feet.
- Digital panel meter provides precise indication of air velocity
- Operates on 115VAC, 60Hz with complete battery backup.
- Local monitoring and annunciation of loss of primary power and battery use.
- Extension bell available for remote annunciation of alarm condition.
- Controller will interface with RTD sensors and pinwheel type sensors.
- Front panel access to all display variables with internal program access for safety.



PINWHEEL SENSOR (0-1000, 0-5000 fpm)

SENSORS:

- The control unit is compatible with 1000 fpm and 5000 fpm pinwheel (1 pin and 5 pin, resp.), as well as 5000 fpm digital and analog RTD type airflow sensors.



DRTD SENSOR (0-5000 fpm)

RELATED EQUIPMENT

EQUIPMENT	SENSOR TYPE	DYNALEC PART #
Sensor, 0-1000 fpm	Pinwheel	62413-005
Sensor, 0-5000 fpm	Pinwheel	62413-006
Sensor, 0-5000 fpm	Digital RTD	62413-200

AIRFLOW INDICATOR

ELECTRICAL CHARACTERISTICS

CONTROL UNIT:

- INPUT POWER..... 115 VAC, 47-440Hz, Single Phase
- HEAT DISSIPATION..... 171 BTU/HR, max (50 Watts)
- REMOTE ALARMS..... Tristate IC/SM type & 115 VAC
- SENSORS RTD, Pinwheel(1000 & 5000fpm)

SENSOR TYPES:

- RTD 0 - 5000 fpm
- PINWHEEL 1000 fpm, 1 Pin
- PINWHEEL 5000 fpm, 5 Pin

ENVIRONMENTAL CHARACTERISTICS

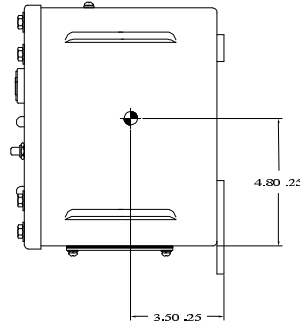
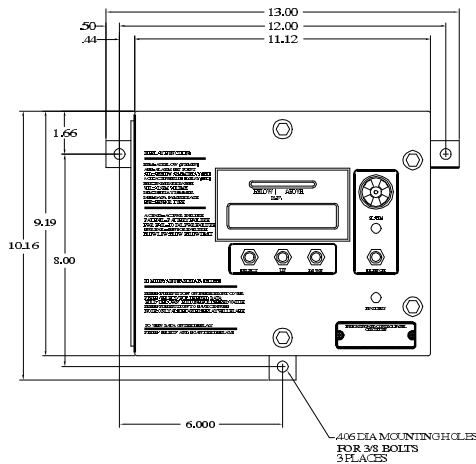
- OPERATING TEMPERATURE -28 °C TO 65 °C
- HUMIDITY 95% RH, Maximum
- DRIPPROOF..... MIL-STD-108, 45°
- SHOCK MIL-S-901D
- VIBRATION MIL-STD-167-1
- EMI MIL-STD-461C

CONTROL UNIT INPUTS:

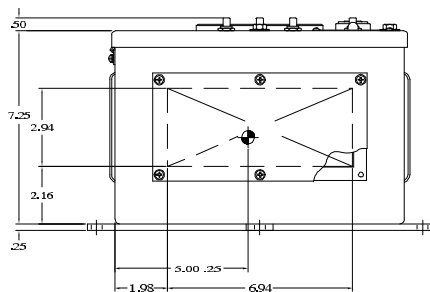
- PRIMARY POWER
- BACK-UP POWER
- RTD SENSOR IN
- PINWHEEL SENSOR

CONTROL UNIT OUTPUTS:

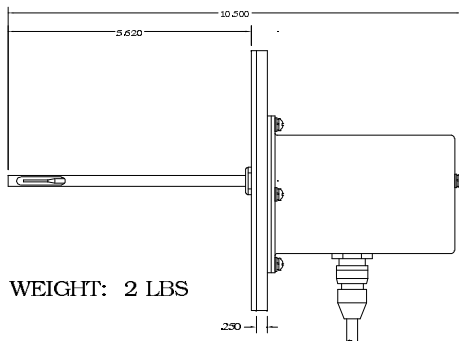
- REMOTE FLOW SIGNAL
- TRI-STATE ALARM CONTACT
- RTD POWER SOURCE
- 115 VAC ALARM



WEIGHT: 18 LBS

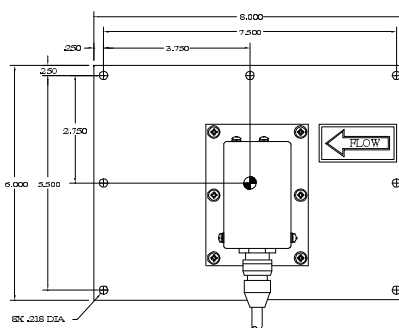


AIRFLOW INDICATOR CONTROL UNIT

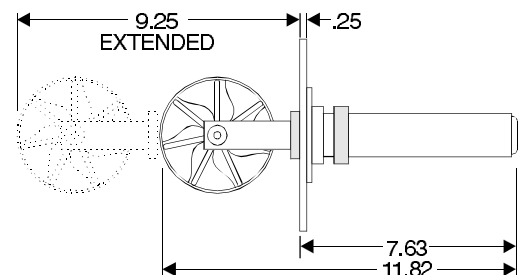


WEIGHT: 2 LBS

DRTD Sensor
0-5000 fpm



MOUNTING PLATE



Pinwheel Sensor
0-1000 fpm OR 0-5000 fpm

DYNALEC
CORPORATION

87 WEST MAIN STREET
SODUS, NEW YORK 14551

Telephone
Fax
Internet

315-483-692
315-483-2298
www.Dynalec.com