



INTEGRATED DIGITAL INDICATOR PANELS



FEATURES:

- Microprocessor-controlled unit.
- Operates on 115VAC, 60Hz input power via MS3406DJ14S-2S connector.
- Interfaces with shipboard DMS system's RS-422 interface via MS3406DJ18-1S data connector (capable of supporting 2 simultaneous interfaces and decoding data independently for each indicator).
- Separate adjustable panel (dial and legends) and digital display dimmer controls (dimnable to a full off position).
- "TEST" button to test digital display segments and zero-reading indication.
- Electro-mechanically driven analog dial.
- Available in Single, Dual, and Quad configurations (see Related Equipment List below).

AVAILABLE CONFIGURATIONS:

DESCRIPTION	DYNALEC PART #
Single Dual Rudder Angle Indicator	62416-000
Single Wind Speed and Wind Direction Indicator	62416-100
Single Ship's Course and Ship's Speed Indicator	62416-300
Dual Ship's Course/Speed & Wind Speed/Direction Panel	62416-400
Dual Ship's Course/Speed & Dual Rudder Angle Panel	62416-500
Dual Speed/RPM/Pitch & Dual Rudder Panel	62416-600
Quad Indicator Panel (includes the following):	62416-700
Ship's Course and Ship's Speed Indicator	
Dual Rudder Angle Indicator	
Wind Speed and Wind Direction Indicator	
Ship's Speed, Dual RPM, and Dual Pitch Indicator	

* Other Combinations Available Upon Request

DIGITAL INDICATORS

ELECTRICAL CHARACTERISTICS

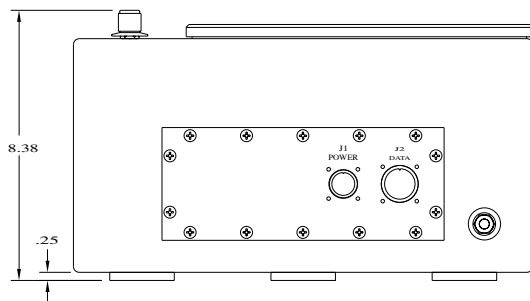
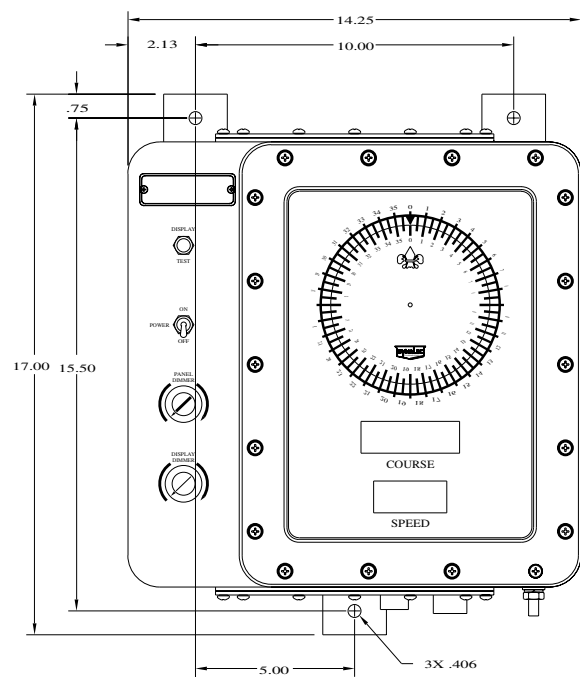
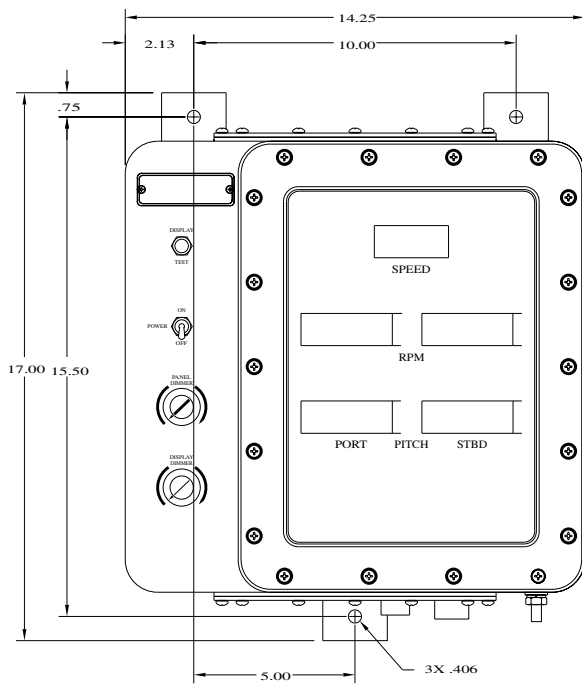
CONTROL UNIT:

- INPUT POWER 115 VAC, 60Hz, Single Phase
- HEAT DISSIPATION 51 BTU/HR, max (15 Watts)

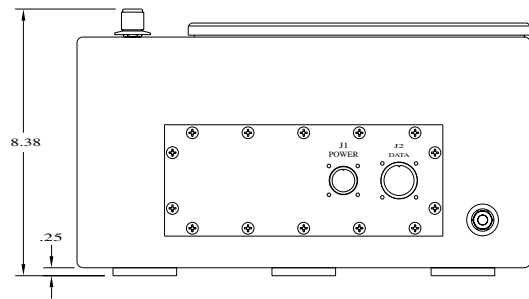
ENVIRONMENTAL CHARACTERISTICS

- OPERATING TEMPERATURE -20° C TO 65° C
- HUMIDITY 95% RH, Maximum
- WATERTIGHT MIL-STD-810E, SECT 512, METHOD 512.3
- SHOCK MIL-S-901C
- VIBRATION MIL-STD-167-1
- EMI MIL-STD-461C

MOUNTING INFORMATION



WEIGHT: 28 LBS (12.7 Kg)



WEIGHT: 29 LBS (13.2 Kg)

NOTE:

ALL MOUNTING SURFACES FOR THE DIGITAL INDICATORS **MUST** BE FLAT WITHIN .03 INCHES.

DYNALEC
CORPORATION

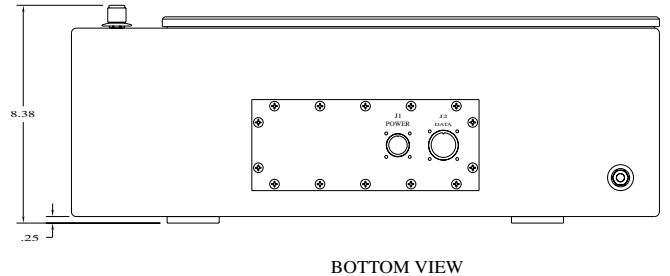
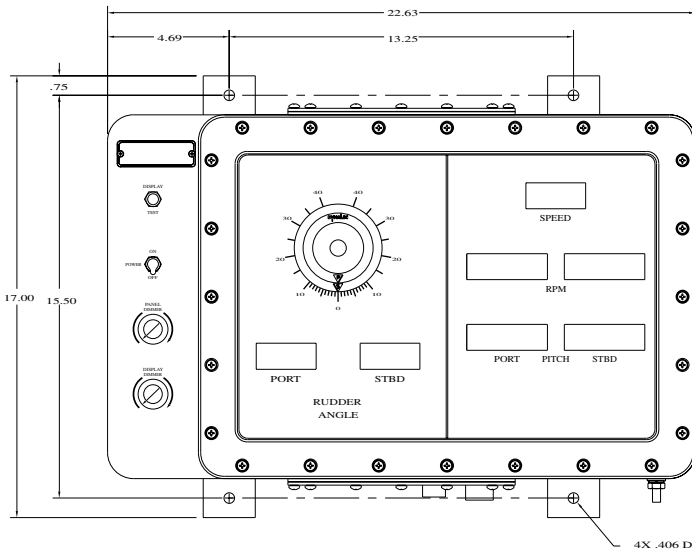

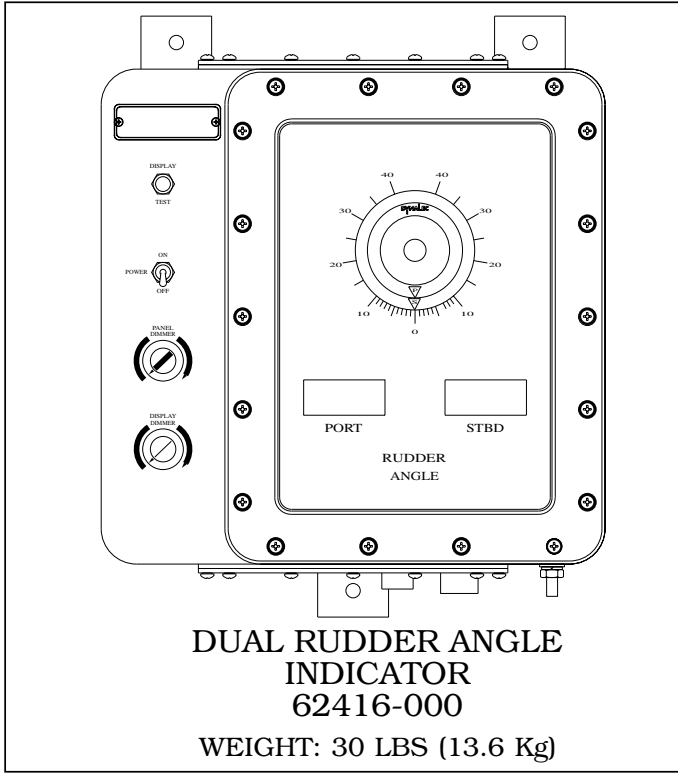
87 WEST MAIN STREET
SODUS, NEW YORK 14551

Telephone
Fax
Internet

315-483-6923
315-483-2298
www.Dynalec.Com



INTEGRATED DIGITAL INDICATOR PANELS



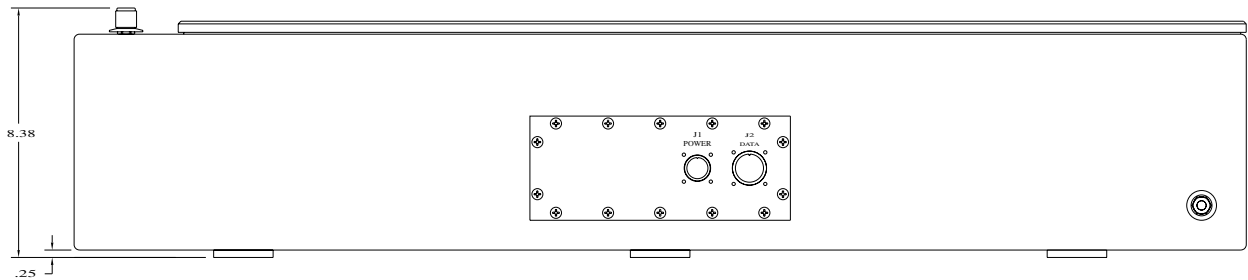
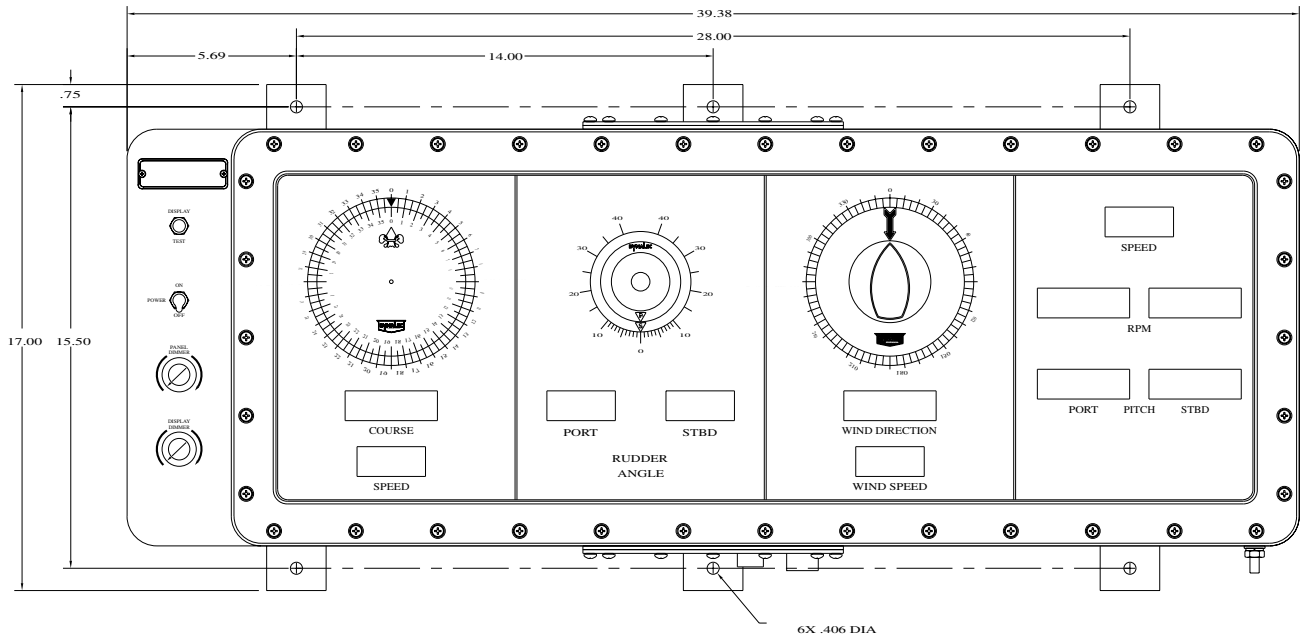
**DUAL INDICATOR:
DUAL RUDDER
SHIP'S SPEED/DUAL RPM/DUAL PITCH**
62416-600

WEIGHT: 40 LBS (18.1 Kg)

NOTE:

ALL MOUNTING SURFACES FOR THE DIGITAL INDICATORS MUST BE FLAT WITHIN .03 INCHES.

DIGITAL INDICATORS



QUAD INDICATOR:
SHIP'S COURSE AND SHIP'S SPEED
DUAL RUDDER ANGLE
WIND SPEED AND WIND DIRECTION
SHIP'S SPEED/DUAL RPM/DUAL PITCH
62416-700

WEIGHT: 63 LBS (28.6 Kg)

NOTE:

All mounting surfaces for the Digital Indicators must be flat within .03 inches.