




SYNCHRO SIGNAL AMPLIFIERS
TYPES E AND F

DESIGN SPECIFICATIONS
TECHNICAL MANUAL
ORDERING INFORMATION

MIL-A-15344J(NAVY)
NAVSEA 0965-LP-074-5010
DYNALEC PART


SYNCHRO SIGNAL AMPLIFIER TYPE E
SYNCHRO SIGNAL AMPLIFIER TYPE F

(See Dynalec Part Number Chart in the inside spread.)



SYNCHRO SIGNAL AMPLIFIERS

FEATURES

- The purpose of these Synchro Signal Amplifiers is to increase the capacity of a synchro signal transmission system, to convert synchro data from one transmission frequency to another, i.e., 60 Hz to 400 Hz or reverse, and to isolate the input synchro signal bus from electrical oscillations reflected from the load synchros. 
- Types E and F are similar in design and operation. The major difference is that Type E is used for operation with a 60 Hz supply and input signals. The Type F unit is used for operation with a 400 Hz supply and input signals. Consequently, different supply and input signal frequencies require that the Type E and F units have different synchro transformers, servo motors, synchro capacitors and amplifier interstage coupling.
- Both types have provision for four output synchros, two for 60 Hz and two for 400 Hz transmission.
- Both types are designed to provide for input and output transmission at any one of the following combinations of speeds: 1- and 36-speed, 1-speed, 36-speed, 2-speed, and 2- and 36-speed.
- Internal components and subassemblies are accessible through the front door of the cabinet.
- Front door is hinged and has two retaining chains to permit its use as a desk when performing maintenance on the unit. The inside of the door holds a schematic diagram of the amplifier internal subassembly.
- Both Types E and F Synchro Signal Amplifiers consist of two internal subassemblies housed in a drip-proof cabinet.
- Many modifications of these basic types may be accomplished by changing gearing and synchro.

POWER REQUIREMENTS

SERVO POWER

Input Power	115 VAC, ± 6 Volts
Frequency	60 or 400Hz
Wattage	18 Watts
Power Factor	0.86

60 Hz SYNCHRO POWER

Input Power	115 VAC ± 6 Volts
Frequency	60 Hz ± 3 Hz
Wattage	27 Watts
Power Factor	0.07

POWER REQUIREMENTS (cont.)

400 Hz SYNCHRO POWER

Input Power	115 VAC ± 6 Volts
Frequency	400 Hz ± 20 Hz
Wattage	28 Watts
Power Factor	0.06

PHYSICAL CHARACTERISTICS

	WIDTH	HEIGHT	DEPTH	WEIGHT
All Units	27.0625"	14.5625"	13.125"	62-85 Lbs**

**Weight is dependent on configuration.

DYNALEC PART NUMBERS

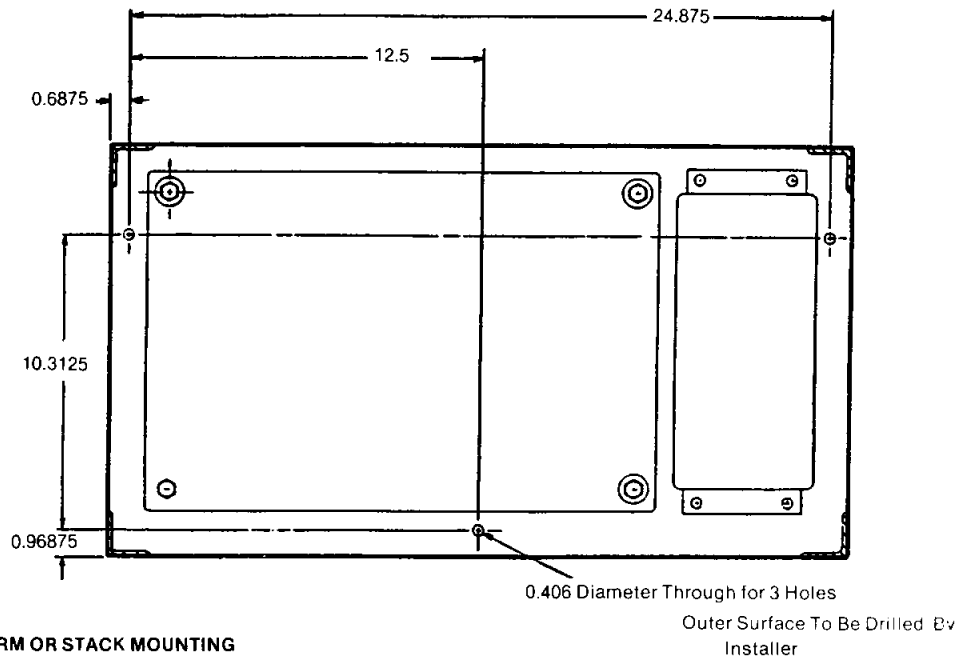
	TYPE	MARK	MOD	INPUTS			OUTPUTS			
				B202	B203	B206	B207	B204	B205	
1880415-1(BASIC)	60 Hz INPUT	E	27	1A	18CT6	18CT6	6HG	6HG	31TRX4	31TRX4
1880415-2		E	37	1A	18CT6	18CT6	6HG	6HG	31TRX4	31TRX4
1880415-3		E	27	1D	18CT6	18CT6	6HDG			
1880415-4		E	27	1H	18CT6	18CT6	5HDG	5HDG		
1880415-5		E	27	1G	18CT6		23CDX6		23CX4	
1880415-6		E	27	1I	18CT6		6HDG		31DX6	
1880415-7		E	27	1E	18CT6	18CT6	6HDG	5HDG		
1880415-8		E	27	1H	18CT6				31DX6	
1880415-9		E	27	1A	18CT6		37TRX6			
1880415-10		E	27	1I	18CT6		6HDG	6HDG		
1880415-21	E	27	1I	18CT6		6HDG		31TDX6		
1880416-1(BASIC)	400 Hz INPUT	F	31	1A	18CT4	18CT4	6HG	6HG	31TRX4	31TRX4
1880416-2		F	41	1A	18CT4	18CT4	6HG	6HG	31TRX4	31TRX4
1880416-3		F	31	1F	18CT4	18CT4	23TDX4		23TDX4	
1880416-4		F	31	1D	18CT4	18CT4	6HDG			
1880416-5		F	31	1A	18CT4	18CT4	37TRX6	37TRX6	31TRX4	31TRX4
1880416-6		F	31	1H	18CT4				31TDX6	
1880416-7		F	31	1A	18CT4	18CT4	7HG	6HG	31TRX4	31TRX4
1880416-8		F	41	1A	18CT4	18CT4	37TRX6	37TRX6	31TRX4	31TRX4
1880416-9		F	31	1A	18CT4	18CT4	37TRX6	37TRX6	31TRX4	31TRX4
1880416-10		F	41	1A	18CT4	18CT4	37TRX6	37TRX6	31TRX4	31TRX4

SYNCHRO SIGNAL AMPLIFIERS

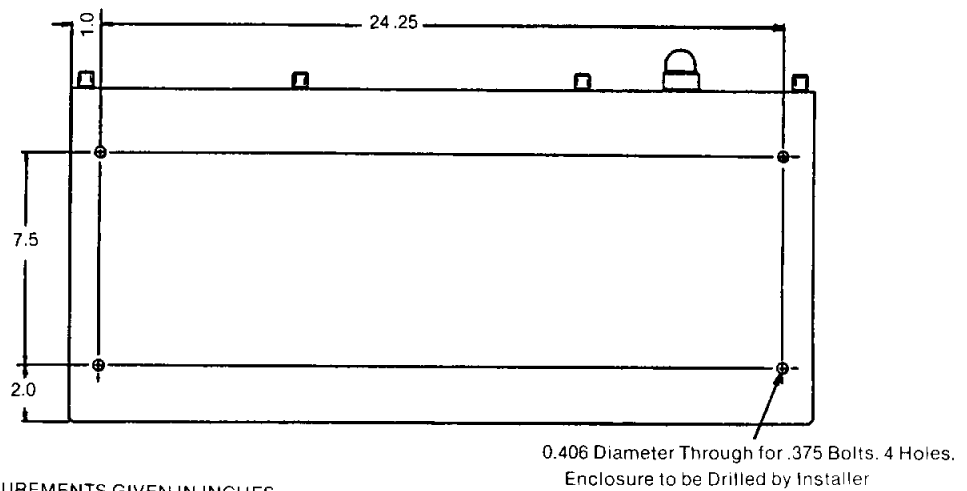
MOUNTING INFORMATION

TYPICAL MOUNTING FOR TYPE E UNIT. TYPE F MOUNTING IS SIMILAR.

RECOMMENDED BULKHEAD MOUNTING



RECOMMENDED MOUNTING FOR PLATFORM OR STACK MOUNTING



ALL MEASUREMENTS GIVEN IN INCHES.

DYNALEC CORPORATION

For over thirty years, Dynalec Corporation has established a solid reputation for quality, design excellence and manufacturing expertise. With unsurpassed attention to detail and strict adherence to specifications and all other standards, Dynalec continues to strive to provide its customers with reliable products. Dynalec is ready to offer information about its products or quote on any project.



DYNALEC
CORPORATION

87 WEST MAIN STREET
P.O. BOX 188
SODUS, NEW YORK 14551-0188

TELEPHONE 315-483-6923
CABLE DYNALEC SODUS
TELEX 322392
FAX 315-483-2298